

1 1/8" BORE HEAVY DUTY ALUMINUM CYLINDER



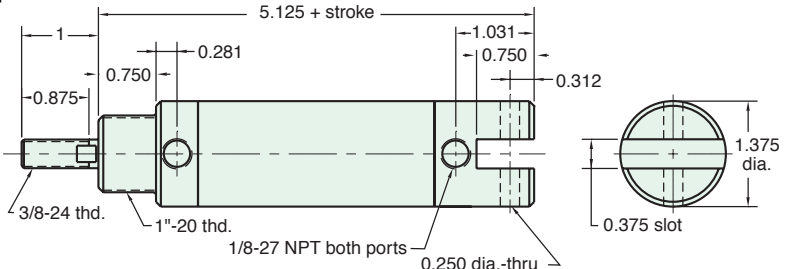
18CSD-□

Mount: Clevis
Type: Double Acting

Available Stroke Lengths: 1", 2", 3", 4", 5", 6", 7", 8", 9", 10", 12", 14", 16", 18", 20"

To order: Add stroke length to the end of the part number

Add **-N** to the end of the part number for a non-threaded rod



Nut included, but not shown on drawing

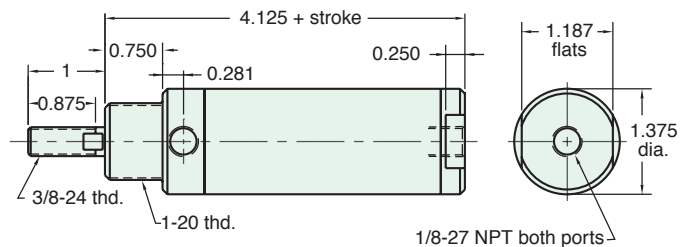
18SD-□

Mount: Stud
Type: Double Acting

Available Stroke Lengths: 1", 2", 3", 4", 5", 6", 7", 8", 9", 10", 12", 14", 16", 18", 20"

To order: Add stroke length to the end of the part number

Add **-N** to the end of the part number for a non-threaded rod



Nut included, but not shown on drawing

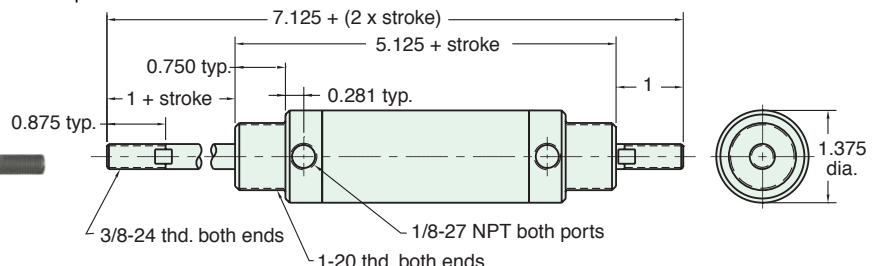
18DD-□

Mount: Stud
Type: Double Acting
Double Rod

Available Stroke Lengths: 1", 2", 3", 6"

To order: Add stroke length to the end of the part number

Add **-N** to the end of the part number for a non-threaded rod



Nuts included, but not shown on drawing

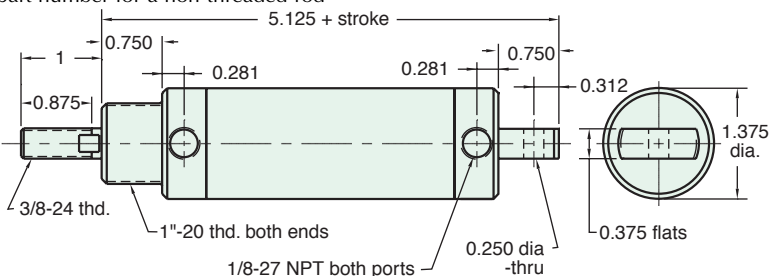
18D-□

Mount: Universal
Type: Double Acting

Available Stroke Lengths: 1", 2", 3", 4", 5", 6", 7", 8", 9", 10", 12", 14", 16", 18", 20"

To order: Add stroke length to the end of the part number

Add **-N** to the end of the part number for a non-threaded rod



Nuts included, but not shown on drawing